



**RED ROSE SENIOR SECONDARY SCHOOL**




**SUMMER**

**HOLIDAY**

**HOMEWORK**

**CLASS I**





## Reading

Read.

Then answer the questions

Giraffes live in Africa. They have a very long neck and four long legs. This helps them to eat the leaves of tall trees. Giraffes don't drink water every day. They get water from the leaves they eat.

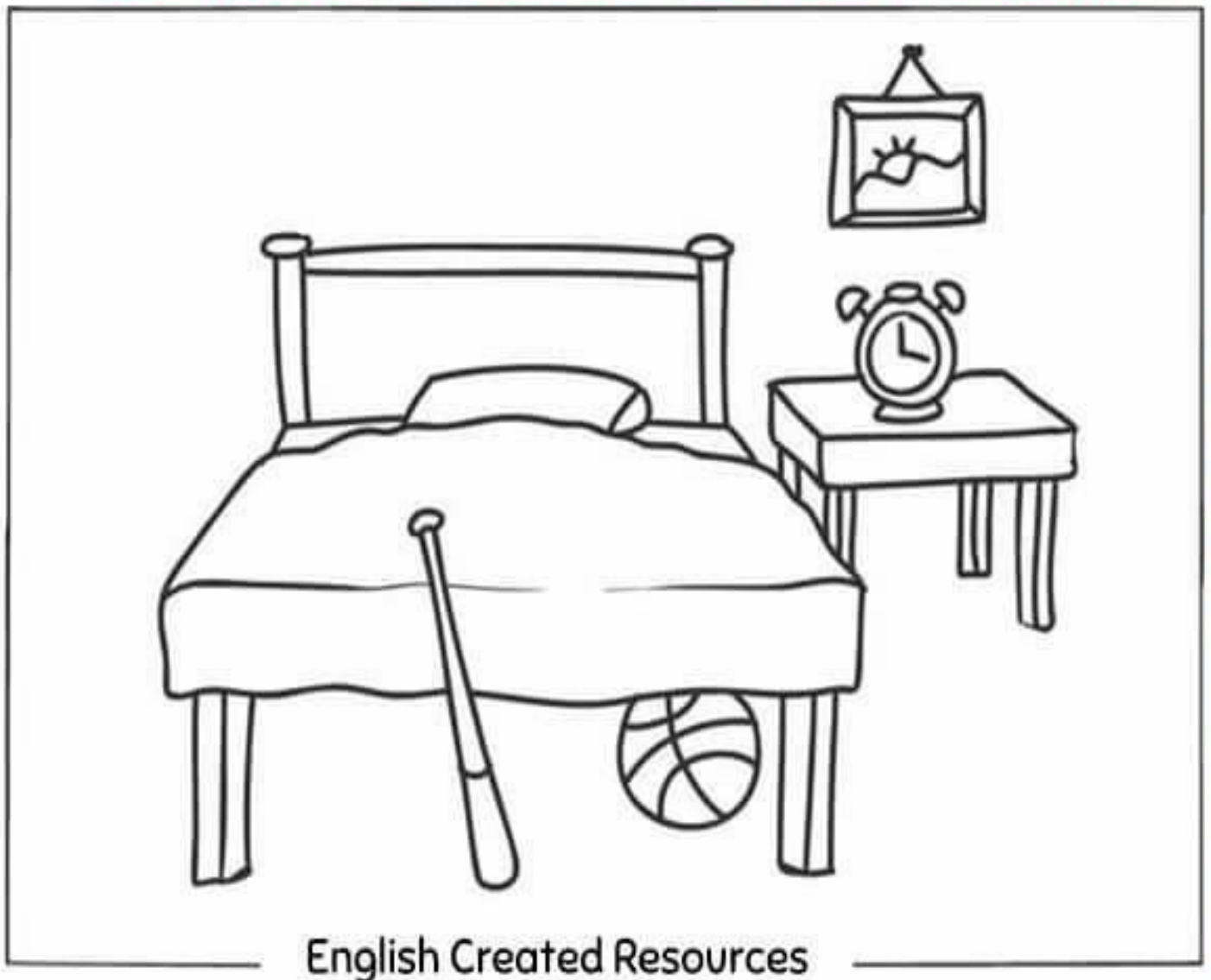
You can see giraffes and zebras living together. But giraffes don't like lions or crocodiles!



Giraffes

1. Where do giraffes live? in \_\_\_\_\_
2. How many legs have they got? \_\_\_\_\_
3. Do giraffes have a long neck? \_\_\_\_\_
4. Do giraffes drink water everyday? \_\_\_\_\_
5. What do they eat? \_\_\_\_\_
6. Can giraffes and zebras live together? \_\_\_\_\_
7. Do giraffes like crocodiles and lions? \_\_\_\_\_

Color the picture. Read the sentences below and complete them with the correct prepositions



The ball is \_\_\_\_\_ the bed.

The bat is \_\_\_\_\_ the bed.

The clock is \_\_\_\_\_ the table.

The table is \_\_\_\_\_ the bed.

The picture is hanging \_\_\_\_\_ the table.

over  
under  
on  
against  
beside



# MATCHING


The cat is

in the car.



The turtles are

on the table.



The cats are

in the aquarium.



The birds are

on the book.



The turtle is

on the chair.



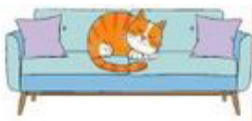
The dog is

in the tree.



# IN - ON - UNDER

Choose the correct word.



on

under

The cat is ..... the sofa.



in

on

The chair is .... the carpet.



in

under

The cat is.....the bookcase.



on

under

The blocks are ..... the table



in

on

The robot is ..... the toy box.



on

in

The kettle is... the kitchen.



on

under

The cat is ..... the table.



in

under

The car is .... the garage.



✍️ Make 2 thin notebook and Do 1 page ✍️ writing daily ( Hindi and English )

✍️ Write and one heading from English newspaper in English writing notebook.

## HINDI

### Hindi Worksheet



रंगों का सही नाम चुनकर लिखिए।

लाल

नीला

पीला

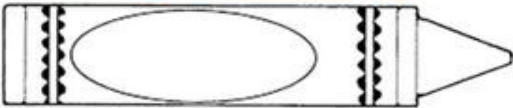

सफेद

काला

संतरी

गुलाबी

हरा



1. चित्र देखकर शब्दों को पूरा कीजिए।

14



\_\_\_\_\_ वर



\_\_\_\_\_ ड



\_\_\_\_\_ ला



\_\_\_\_\_ ब



\_\_\_\_\_ ट



पर \_\_\_\_\_



\_\_\_\_\_ सा



\_\_\_\_\_ निक



\_\_\_\_\_ मरा



\_\_\_\_\_ या



\_\_\_\_\_ माना



ड \_\_\_\_\_ त



\_\_\_\_\_ ला



\_\_\_\_\_ या





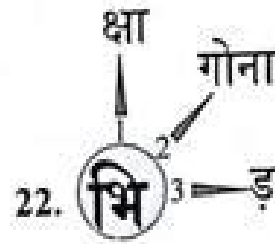
1. धिक \_\_\_\_\_
2. \_\_\_\_\_
3. \_\_\_\_\_
4. \_\_\_\_\_



1. विल \_\_\_\_\_
2. \_\_\_\_\_
3. \_\_\_\_\_
4. \_\_\_\_\_
5. \_\_\_\_\_



1. निखिल \_\_\_\_\_
2. \_\_\_\_\_
3. \_\_\_\_\_
4. \_\_\_\_\_



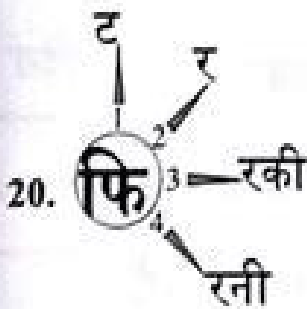
1. भिक्षा \_\_\_\_\_
2. \_\_\_\_\_
3. \_\_\_\_\_



1. पिता \_\_\_\_\_
2. \_\_\_\_\_
3. \_\_\_\_\_
4. \_\_\_\_\_
5. \_\_\_\_\_



1. मिठाई \_\_\_\_\_
2. \_\_\_\_\_
3. \_\_\_\_\_
4. \_\_\_\_\_
5. \_\_\_\_\_



1. फिट \_\_\_\_\_
2. \_\_\_\_\_
3. \_\_\_\_\_
4. \_\_\_\_\_

24.



1 खाली स्थान में वर्ग का पहला, तीसरा व आखिरी वर्ण लिखो :-

— थ — ध —  
— ख — घ —  
— फ — भ —  
— छ — झ —

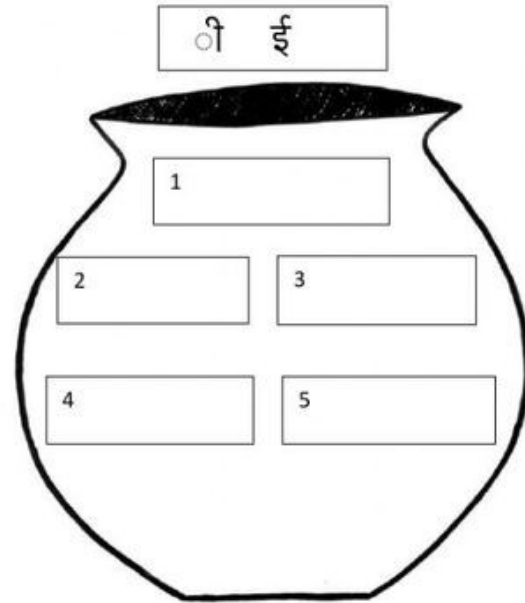
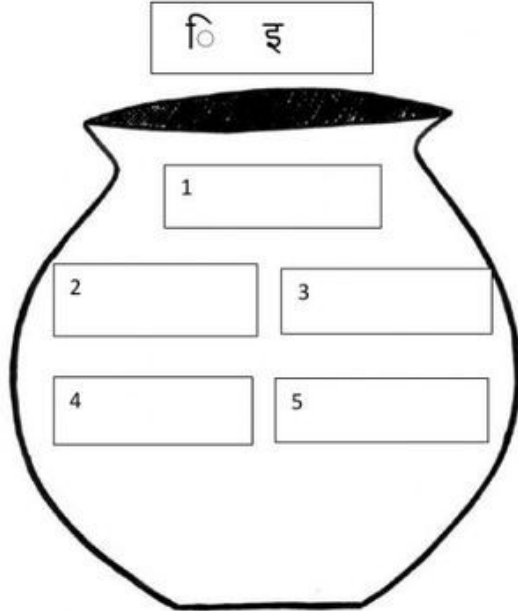
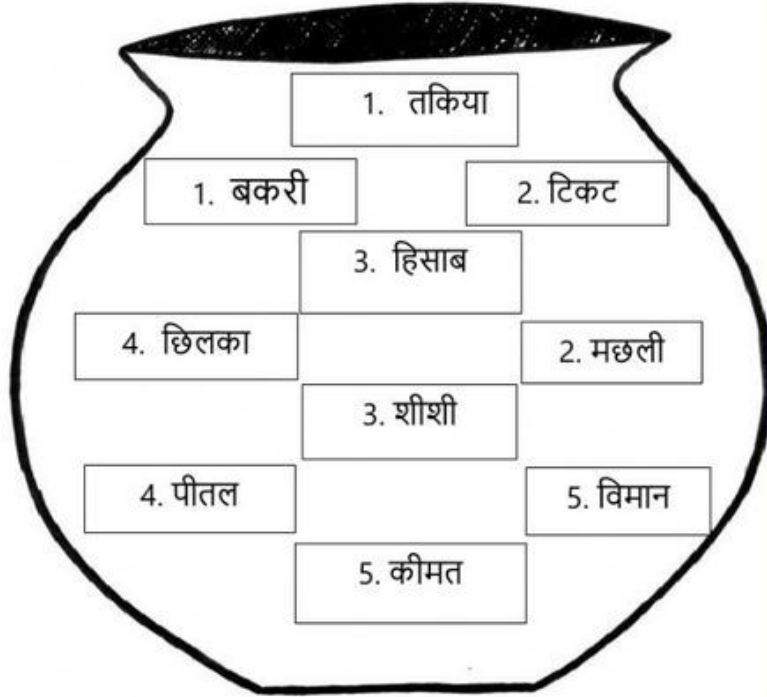
2 स्वर और व्यंजन को छोट कर अलग करो और उन्हें क्रम से लगाओ:-





## कुछ खेलें

- मटके में रखे 'इ' और 'ई' मात्रा वाले शब्द मिलजुल गए हैं। उनमें से इ और ई मात्रा वाले शब्दों को छाँटकर अलग - अलग मटके में रखें।



# शेर और चूहा

अपठित गद्यांश पढ़कर नीचे लिखे प्रश्नों को हल करें।



एक समय की बात है। एक जंगल में एक शेर और एक चूहा रहता था। एक दिन शेर सो रहा था। चूहा सोते हुए शेर के ऊपर खेलने लगा। शेर की नींद खुल गई और उसने गुस्से से चूहे को पकड़ा और मार डालना चाहा। किन्तु चूहे ने माफ़ी मांग कर खुद को बचा लिया।

कुछ समय बाद शिकारियों ने उस शेर को जाल में पकड़ लिया। शेर बहुत घबरा गया। चूहे ने शेर को इस हालत में देखा, उसने झट से अपने दाँतो से जाल को काट दिया और शेर की जान बचाई।

**सीख - अच्छा करो ,अच्छा मिलेगा।**

- जंगल में कौन - कौन रहता था ?

-----

- चूहे ने शेर को कैसे बचाया ?

-----

- हमें इस कहानी से क्या सीख मिलती है ?




-----



# MATHS

## Topic : Pattern


Study the pattern and fill in the missing numbers.




# Ordering Numbers

A) Order the numbers from least to greatest.


1)




23 56 17 82 49



2)




22 85 68 34 51



B) Order the numbers from greatest to least.

1)



87 92 47 54 25



2)



75 63 19 28 36



# NUMBERS

three	twelve	two	twenty
seventeen	four	sixteen	fourteen
eleven	six	ten	nineteen
one	thirteen	eighteen	seven
eight	nine	five	fifteen

<b>10</b>	<b>19</b>	<b>2</b>	<b>7</b>
<input type="text"/>	<input type="text"/>	<input type="text"/>	<input type="text"/>
<b>3</b>	<b>12</b>	<b>18</b>	<b>1</b>
<input type="text"/>	<input type="text"/>	<input type="text"/>	<input type="text"/>
<b>15</b>	<b>4</b>	<b>11</b>	<b>8</b>
<input type="text"/>	<input type="text"/>	<input type="text"/>	<input type="text"/>
<b>5</b>	<b>13</b>	<b>9</b>	<b>16</b>
<input type="text"/>	<input type="text"/>	<input type="text"/>	<input type="text"/>
<b>20</b>	<b>6</b>	<b>14</b>	<b>17</b>
<input type="text"/>	<input type="text"/>	<input type="text"/>	<input type="text"/>



**QA. Complete the tables of 2 and 3-**













2	X	1	=		2
2	X	2	=		4
2	X	3	=		6
2	X	4	=		8
2	X	5	=	1	0

3	X	1	=		3
3	X	2	=		6
3	X	3	=		9
3	X	4	=	1	2

**Q B. Complete the series and activity by skip counting of 2s:-**

**Activity**

- a. 6    8    10    \_\_\_\_\_    \_\_\_\_\_    \_\_\_\_\_
- b. 21   23   25    \_\_\_\_\_    \_\_\_\_\_    \_\_\_\_\_
- c. 36   38   40    \_\_\_\_\_    \_\_\_\_\_    \_\_\_\_\_

			
2			8
			
		14	
			
		22	

**QC. Complete the series by skip counting of 3s:-**

- a. 11    14    17    \_\_\_\_\_    \_\_\_\_\_    \_\_\_\_\_    \_\_\_\_\_
- b. 33    36    39    \_\_\_\_\_    \_\_\_\_\_    \_\_\_\_\_    \_\_\_\_\_
- c. 9    12    15    \_\_\_\_\_    \_\_\_\_\_    \_\_\_\_\_    \_\_\_\_\_

**QD. Match the number with their names:-**

- a. 16    Ten    ( )
- b. 35    Sixteen    ( )
- c. 20    Seven    ( )
- d. 7    Thirty five    ( )
- e. 40    Fourteen    ( )
- f. 10    Forty    ( )
- g. 14    Twenty    ( )

**QE. Cross (X) out the odd one in each set:-**



## Ordering Numbers

A) Write each set of numbers in order from least to greatest.

1) 36 74 92 61 15

2) 12 53 23 87 91

3) 67 39 11 58 72

4) 29 45 83 76 99

5) 73 52 90 48 66

B) Write each set of numbers in order from greatest to least.

1) 11 37 28 75 61

2) 64 43 59 10 87

3) 19 73 95 24 36

4) 62 57 48 89 79

5) 27 32 18 12 30

## VOCABULARY REVISION



## Parts of the Body

Choose the correct option. Number 1 is an example.



- head
- **face**
- leg



- nose
- arm
- mouth



- ear
- hair
- eye



- foot
- arm
- finger



- hand
- hair
- leg



- foot
- feet
- leg



- hair
- tooth
- head



- mouth
- shoulder
- eye



- finger
- toe
- nose



- thumb
- ear
- leg



- face
- arm
- mouth



- hair
- ear
- hand



- teeth
- mouth
- tooth



- toe
- finger
- eye




- mouth
- face
- ear



- hand
- thumb
- finger



# My Family



GRANDFATHER

GRANDMOTHER

BABY

SISTER

MUM

DAD

BROTHER

PET

## Who is this?



This is my \_\_\_\_\_



This is my \_\_\_\_\_



This is my \_\_\_\_\_



This is my \_\_\_\_\_  
sister.



This is my \_\_\_\_\_



This is my \_\_\_\_\_





This is my \_\_\_\_\_



This is my \_\_\_\_\_

In the crossword puzzle given below the names of the relatives are incomplete. Complete the crossword.





NAME :

Topic : My Body

Tick (✓) the correct picture.

I hear with my  or 

I smell with my  or 

I taste with my  or 

I feel with my  or 



1. My hands help me to



Sing



Sleep



Write

2. My eyes help me to



Swim



Dance



Reading

3. My feet help me to



Skate



Paint



Kick



Choose the correct word.



1. This is my .....



4. This is my .....



2. This is my .....



5. This is my .....



3. This is my .....



6. This is my .....

Answer the questions.



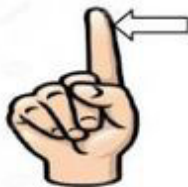
What is this?



What is this?



What is this?



What is this?









What is this?



What is this?

# ART








# SCRAP BOOK WORK

Paste pictures



Make a family tree



Make a caterpillar from the coloured paper and paste it





# CRAFT

Make any one wall hanging



Make a pen stand from a waste box or paper roll



Take some pebbles and paint



